

JW-HD108N

N-type
 Bifacial Double Glass Mono Black Module

405-425W

Cell Type



11BB



425W

Maximum Power Output

21.69%

Maximum Module Efficiency

0~+5W

Power Output Tolerance



10-30% Additional Power Generation Gain

30 years lifespan brings 10-30% additional power generation comparing with conventional product



Better Weak Illumination Response

Wide spectral response, higher power output even under low-light settings like smog or cloudy days



ZERO LID (Light Induced Degradation)

N-type solar cell has no LID naturally, can increase power generation



Better Temperature Coefficient

Higher power generation under working conditions, thanks to passivating contact cell technology



Lower LCOE

High bifaciality, high power output, saving BOS cost



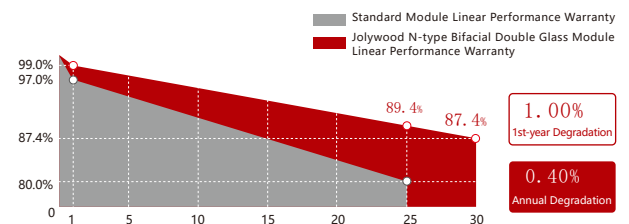
Wider Applicability

BIPV, vertical installation, snowfield, high-humid area, windy and dusty area

Jolywood Delivers Reliable Performance Over Time

- Leader of N-type bifacial technology
- Fully automatic facility and world-class technology
- Long term reliability tests passed
- BNEF Tier One

Linear Performance Warranty



15 Years Product Material & Workmanship 30 Years Linear Performance Warranty

JW-HD108N Series | N-type Bifacial Double Glass Mono Black Module

Electrical Properties | STC*

| Testing Condition | Front Side | Front Side | Front Side | Front Side | Front Side |
|---------------------------------|------------|------------|------------|------------|------------|
| Peak Power (Pmax) (W) | 405 | 410 | 415 | 420 | 425 |
| MPP Voltage (Vmp) (V) | 31.3 | 31.5 | 31.7 | 31.9 | 32.1 |
| MPP Current (Imp) (A) | 12.95 | 13.02 | 13.10 | 13.17 | 13.24 |
| Open Circuit Voltage (Voc) (V) | 37.3 | 37.5 | 37.7 | 37.9 | 38.1 |
| Short Circuit Current (Isc) (A) | 13.75 | 13.82 | 13.91 | 13.98 | 14.05 |
| Module Efficiency (%) | 20.67 | 20.92 | 21.18 | 21.43 | 21.69 |

*STC: Irradiance 1000 W/m², Cell Temperature 25°C, AM1.5
The data above is for reference only and the actual data is in accordance with the practical testing
Power Measurement Tolerance ±3%

Electrical Properties | NOCT*

| Testing Condition | Front Side | Front Side | Front Side | Front Side | Front Side |
|---------------------------------|------------|------------|------------|------------|------------|
| Peak Power (Pmax) (W) | 306 | 310 | 314 | 318 | 322 |
| MPP Voltage (Vmp) (V) | 29.3 | 29.5 | 29.7 | 29.9 | 30.1 |
| MPP Current (Imp) (A) | 10.44 | 10.50 | 10.56 | 10.62 | 10.67 |
| Open Circuit Voltage (Voc) (V) | 35.7 | 35.8 | 36.0 | 36.2 | 36.4 |
| Short Circuit Current (Isc) (A) | 11.09 | 11.14 | 11.22 | 11.27 | 11.33 |

*NOCT: Irradiance at 800 W/m², Ambient Temperature 20°C, Wind Speed 1 m/s

Operating Properties

| | |
|--------------------------------|-------------|
| Operating Temperature (°C) | -40°C~+85°C |
| Maximum System Voltage (V) | 1500V (IEC) |
| Maximum Series Fuse Rating (A) | 30 |
| Power Tolerance | 0~+5W |
| Bifaciality* | 75% |

*Bifaciality=Pmaxrear (STC) /Pmaxfront (STC) , Bifaciality tolerance:±5%

Temperature Coefficient

| | |
|---|------------|
| Temperature Coefficient of Pmax* | -0.320%/°C |
| Temperature Coefficient of Voc | -0.260%/°C |
| Temperature Coefficient of Isc | +0.046%/°C |
| Nominal Operating Cell Temperature (NOCT) | 42±2°C |

*Temperature Coefficient of Pmax±0.03%/°C

Mechanical Properties

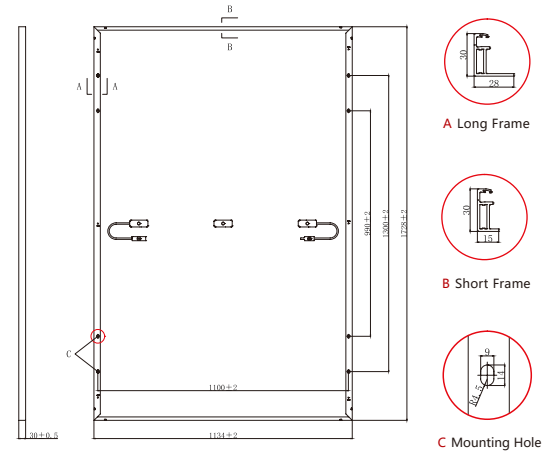
| | |
|---------------------|-----------------------------|
| Cell Type | 182.00mm*91.00mm |
| Number of Cells | 108pcs(12*9) |
| Dimension | 1728mm*1134mm*30mm |
| Weight | 24.5kg |
| Front / Rear Glass* | 2.0mm/2.0mm |
| Frame | Anodized Aluminium |
| Junction Box | IP68 (3 diodes) |
| Length of Cable* | 4.0mm ² , 1400mm |
| Connector | Original MC4 |

*Heat strengthened glass
*Cable length can be customized

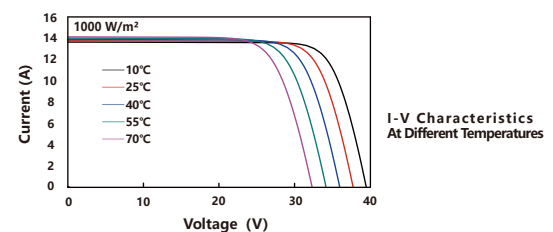
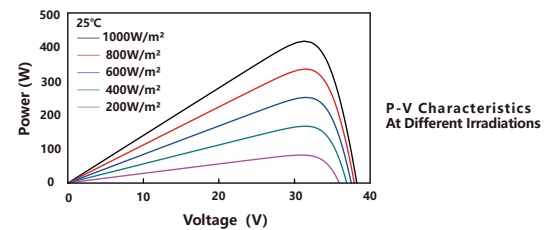
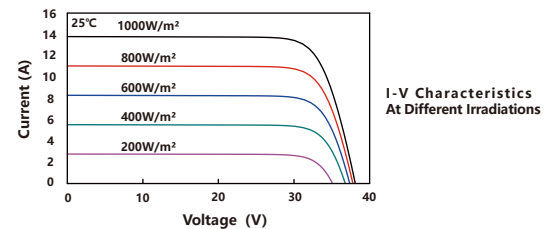
With Different Power Generation Gain (regarding 415W as an example)

| Power Gain (%) | Peak Power (Pmax) (W) | MPP Voltage (Vmp) (V) | MPP Current (Imp) (A) | Open Circuit Voltage (Voc) (V) | Short Circuit Current (Isc) (A) |
|----------------|-----------------------|-----------------------|-----------------------|--------------------------------|---------------------------------|
| 10 | 446 | 31.7 | 14.07 | 37.7 | 14.93 |
| 15 | 462 | 31.7 | 14.55 | 37.7 | 15.43 |
| 20 | 477 | 31.7 | 15.04 | 37.7 | 15.94 |
| 25 | 493 | 31.7 | 15.52 | 37.7 | 16.45 |
| 30 | 508 | 31.8 | 16.01 | 37.8 | 16.96 |

Engineering Drawing (unit: mm)



Characteristic Curves | HD108N-415



Packaging Configuration

| Packing Type | 20'GP | 40'GP | 40'HQ |
|------------------|-------|-------|-------|
| Piece/Pallet | | 36 | |
| Pallet/Container | 6 | 13 | 26 |
| Piece/Container | 216 | 468 | 936 |

*The specification and key features described in this datasheet may deviate slightly and are not guaranteed. Due to ongoing innovation, R&D enhancement, Jolywood (Taizhou) Solar Technology Co., Ltd. reserves the right to make any adjustment to the information described herein at any time without notice. Please always obtain the most recent version of the datasheet which shall be duly incorporated into the binding contract made by the parties governing all transactions related to the purchase and sale of the products described herein.

www.jolywood.cn



Add: No.6 Kaiyang Rd., Jiangyan Economic Development Zone,
Taizhou, Jiangsu Province, China, 225500

TEL: +86 523 80612799

Email: mkt@jolywood.cn

